

Classic

Heterogeneous Vinyl

- > Kindergarten
- > Healthcare
- > Education
- > Hotel
- > Home
- > Shops & Stores



Topflor


The ultimate flooring
The ultimate performance

Classic


2.0mm(T) X 2.0m(W) X 20m(L)




2501





2502





2503





 2504




 2505




 2506




 2507




 2508




 2509




 2510




 2511




 2512




 2601




 2602




 2603




 2604



 2605



 2606



 2607



 2608



Designed for performance

Creating the ultimate flooring experience

The best solution for every area and every application



Hospital, clinics and residential homes



Offices



Public buildings



School, universities and nurseries




Transport



Shops



Hotels



Industry

Classic



Classic heterogeneous vinyl flooring offers excellent acoustic properties plus good resistance to indentation, abrasion and tearing. With a range of designs that provide outstanding creative opportunities, it is ideal for high-traffic areas in education, healthcare, offices, leisure and retail.

The surface benefits from UV treatment means no wax and no polish for life. It also requires less water and detergents for cleaning, providing clear benefits for both the environment and for life cycle costs. Classic is also available in acoustic version.

INSTALLATION

Classic vinyl sheet should be stored vertically. Installation should be made in accordance with installation guidelines supplied and regularly updated by our technical department. Installation should be carried out in accordance with local standards. Subfloor to be smooth, hard, clean and dry prior to laying. Where applicable the subfloor must incorporate an effective Damp Proof Membrane. The material must be allowed to acclimatise 24 hours prior to installation in a room temperature of between 18-24 °C. All seams must be heat welded using the matching weld rod.

MAINTENANCE

Maintenance should be carried out regularly to retain the appearance and durability of the floor. The floor covering should be maintained with regular sweeping and damp mopping using a neutral cleanser, or machine scrubbing with an appropriate pad. Further maintenance instructions are available upon request.

TECHNICAL DATA

DESCRIPTION

Total thickness	EN 428	mm	2.0mm
Wearlayer thickness	EN 429	mm	0.4mm
Weight	EN 430	g/m ²	3000g/m ²
Roll width	EN 426	cm	200cm
Roll length	EN 426	m	20m

CLASSIFICATION

Classification	EN 685	class	34-42
Fire rating	NF P 92-506	--	M2
	EN 13 501-1	--	Class Bfl-S1
	ASTM E648	--	Class 1
	GB 8624-2006	--	GB 8624 B1
Toxic testing	GB 18586-2001	--	Pass
Electrical resistance	EN 1815	kv	< 2
	EN1081	Ω	≥10 ⁹
Slip resistance dry	EN 13893	--	≥0.3
Slip resistance wet	DIN 51130	--	R9

PERFORMANCE

Abrasion group	EN 649	--	Group T
Dimensional stability	EN 434	%	≤0.40
Residual indentation	EN 433	mm	0.05
Thermal resistance	EN 12 524	W/(m.K)	0.25
Colour fastness	EN ISO 105 - B02	degree	≥6
Chemical resistance	EN 423	--	good
Castor wheel test	EN 425	--	suitable
Impact sound reduction	EN ISO 717/2	dB	15
Flexibility	EN 435	--	excellent
Anti-bacterial and fungicidal	MRSA	--	very good
	DIN EN ISO 846-A/C	--	Good
Surface treatment			UV
Underfloor heating		°C	suitable max. 28

CE MARKING



EN 14041

