

# TOP2000

Management Solutions Group

- Healthcare, Education
- Retail, Industry
- Office, Government
- Manufacturing, Other



**Topflor**

The ultimate flooring  
The ultimate performance

# TOP 3000


Color swatches and labels




Color swatch 1



Color swatch 2




Color swatch 3



Color swatch 4




Color swatch 5




Color swatch 6



Color swatch 7



Color swatch 8




Color swatch 9



Color swatch 10




Color swatch 11



Color swatch 12



# TOP2000



The following table shows the top 2000 companies in the world, ranked by their 2019 revenue. The table is divided into four sections: Global, Europe, Asia, and North America. The revenue is shown in million USD.

## Global

The following table shows the top 2000 companies in the world, ranked by their 2019 revenue. The table is divided into four sections: Global, Europe, Asia, and North America. The revenue is shown in million USD.

## Europe

The following table shows the top 2000 companies in the world, ranked by their 2019 revenue. The table is divided into four sections: Global, Europe, Asia, and North America. The revenue is shown in million USD.

## Asia

Company	Revenue (Million USD)	Change (%)	Rank
Alibaba Group	555,000	10%	1
Amazon	469,000	15%	2
Microsoft	447,000	12%	3
Apple	299,000	8%	4
Walmart	248,000	5%	5

## North America

Company	Revenue (Million USD)	Change (%)	Rank
Amazon	469,000	15%	1
Microsoft	447,000	12%	2
Apple	299,000	8%	3
Walmart	248,000	5%	4
Alphabet	251,000	10%	5

## Other

Company	Revenue (Million USD)	Change (%)	Rank
Google	251,000	10%	1
Facebook	180,000	15%	2
Twitter	1,000	20%	3
LinkedIn	1,000	15%	4
Slack	1,000	10%	5
Zoom	1,000	15%	6
Dropbox	1,000	10%	7
Spotify	1,000	15%	8
Netflix	1,000	10%	9
Disney	1,000	15%	10

## Summary

Region	Top Company	Revenue (Million USD)
Global	Alibaba Group	555,000
Europe	Amazon	469,000
Asia	Alibaba Group	555,000
North America	Amazon	469,000