


Royal

Homogeneous Vinyl


- > Healthcare
- > Education
- > Offices
- > Leisure
- > Retail
- > Public building



Topflor


The ultimate flooring
The ultimate performance




 4101



 4102




 4103



 4104



 4106




 4105



 4107



 4108




 4109



 4110



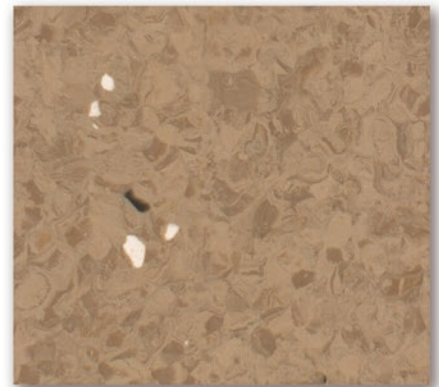
 4111



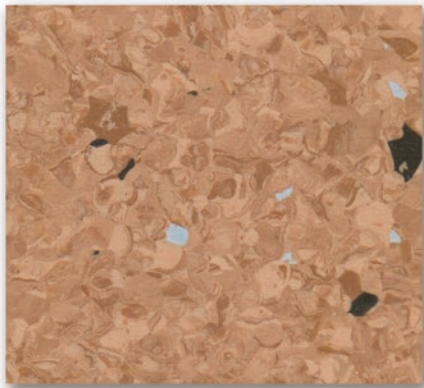
 4112




 4113




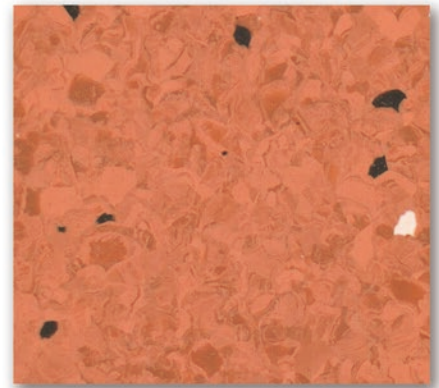
 4114



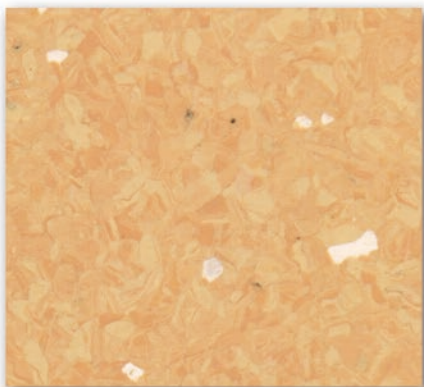
 4115




 4116



 4117




 4118




 4119




 4120




 4121



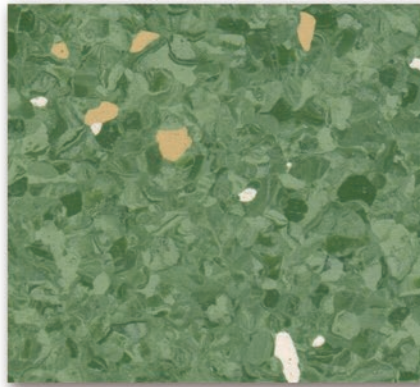
 4122





 4123




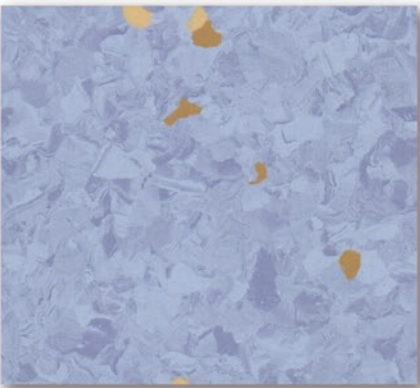
 4124




 4125




 4126




 4127



 4128



 4129



 4130



Designed for performance

Creating the ultimate flooring experience

The best solution for every area and every application



Hospital, clinics and residential homes



Offices



Public buildings



School, universities and nurseries



Transport



Shops



Hotels



Industry



Royal is a durable, multi-purpose homogeneous vinyl flooring with non-directional designs. It is an ideal solution for heavy traffic areas such as healthcare, education, retail, offices and public buildings. Royal has a surface treated with PUR reinforcement, which means no wax and no polish for life and excellent life cycle costs. The PUR also provides a good base for future maintenance procedures.

INSTALLATION

Royal homogeneous vinyl should be stored vertically. Installation should be made in accordance with installation guidelines supplied and regularly updated by our technical department. Installation should be carried out in accordance with local standards. Subfloor to be smooth, hard, clean and dry prior to laying. Where applicable the subfloor must incorporate an effective Damp Proof Membrane. The material must be allowed to acclimatise 24 hours prior to installation in a room temperature of between 18-24°C. All seams must be heat welded using the matching weld rod.

MAINTENANCE

Maintenance should be carried out regularly to retain the appearance and durability of the floor. The floorcovering should be maintained with regular sweeping and damp mopping using a neutral cleanser, or machine scrubbing with an appropriate pad. Further maintenance instructions are available upon request.

TECHNICAL DATA

DESCRIPTION			
Total thickness	EN 428	mm	2.0mm
Wearlayer thickness	EN 429	mm	2.0mm
Weight	EN 430	g/m ²	2950g/m ²
Roll width	EN 426	cm	183cm
Roll length	EN 426	m	20m

CLASSIFICATION			
Classification	EN 685	class	34-43
Fire rating	NF P 92-506	--	M2
	EN 13 501-1	--	Class B _{fl} -s1
	ASTM E648	--	Class 1
	GB 8624-2006	--	GB 8624 B1
Toxic testing	GB 18586-2001	--	Pass
Electrical resistance	EN 1815	kv	< 2
	EN1081	Ω	≥10 ⁹
Slip resistance dry	EN 13893	--	≥0.3
Slip resistance wet	DIN 51130	--	R9

PERFORMANCE			
Abrasion group	EN 649	--	Group T
Dimensional stability	EN 434	%	≤0.40
Residual indentation	EN 433	mm	0.03
Thermal conductivity	EN 12 524	W/(m.K)	0.25
Colour fastness	EN ISO 105 - B02	degree	≥6
Chemical resistance	EN 423	--	Good
Castor wheel test	EN 425	--	Suitable
Impact sound reduction	EN ISO 717/2	dB	Approx.+4
Flexibility	EN 435	--	Excellent
Anti-bacterial and fungicidal	MRSA	--	Good
	DIN EN ISO 846-A/C	--	Good
Surface treatment			PUR
Underfloor heating		°C	Suitable max. 28

CE MARKING



EN 14041

