


# Natural

## Heterogeneous Vinyl

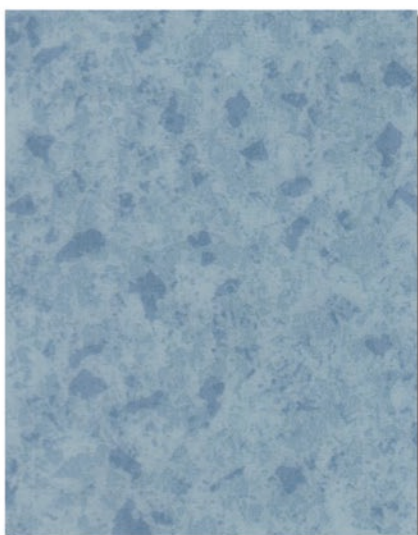
- > Education
- > Healthcare
- > Offices
- > Leisure
- > Retail
- > Public buildings




**Topflor**

The ultimate flooring  
The ultimate performance

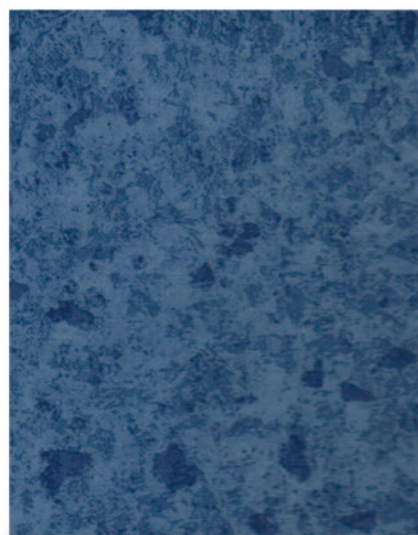





 3201



 3202



 3203




 3204





 3205




 3206




 3207









 3208




 3209




 3210




 3211




 3212



 3213



 3214



 3215



 3216






 3217



 3218




 3219



 3220

\*Foam



 3221 Both compact and foam backing are available.

\*Compact





Designed for performance

Creating the ultimate flooring experience

The best solution for every area and every application



Hospital, clinics and residential homes



Offices



Public buildings



School, universities and nurseries



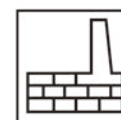
Transport



Shops



Hotels



Industry



Natural heterogeneous vinyl flooring offers excellent acoustic properties plus good resistance to indentation, abrasion and tearing. With a range of designs that provide outstanding creative opportunities, it is ideal for high-traffic areas in education, healthcare, offices, leisure and retail.

The surface benefits from UV treatment means no wax and no polish for life. It also requires less water and detergents for cleaning, providing clear benefits for both the environment and for life cycle costs. Natural is also available in acoustic version.

## INSTALLATION

Natural vinyl sheet should be stored vertically. Installation should be made in accordance with installation guidelines supplied and regularly updated by our technical department. Installation should be carried out in accordance with local standards. Subfloor to be smooth, hard, clean and dry prior to laying. Where applicable the subfloor must incorporate an effective Damp Proof Membrane. The material must be allowed to acclimatise 24 hours prior to installation in a room temperature of between 18-24 °C. All seams must be heat welded using the matching weld rod.

## MAINTENANCE

Maintenance should be carried out regularly to retain the appearance and durability of the floor. The floor covering should be maintained with regular sweeping and damp mopping using a neutral cleanser, or machine scrubbing with an appropriate pad. Further maintenance instructions are available upon request.

## TECHNICAL DATA

### DESCRIPTION

Total thickness	EN 428	mm	2.0mm
Wearlayer thickness	EN 429	mm	0.50mm
Weight	EN 430	g/m <sup>2</sup>	2800g/m <sup>2</sup>
Roll width	EN 426	cm	200cm
Roll length	EN 426	m	20m

### CLASSIFICATION

Classification	EN 685	class	34-42
Fire rating	NF P 92-506	--	M2
	EN 13 501-1	--	Class Bfl-S1
	ASTM E648	--	Class 1
	GB 8624-2006	--	GB 8624 B1
Toxic testing	GB 18586-2001	--	Pass
Electrical resistance	EN 1815	kv	< 2
	EN1081	Ω	≥10 <sup>9</sup>
Slip resistance dry	EN 13893	--	≥0.3
Slip resistance wet	DIN 51130	--	R9

### PERFORMANCE

Abrasion group	EN 649	--	Group T
Dimensional stability	EN 434	%	≤0.40
Residual indentation	EN 433	mm	0.05
Thermal resistance	EN 12 524	W/(m.K)	0.25
Colour fastness	EN ISO 105 - B02	degree	≥6
Chemical resistance	EN 423	--	good
Castor wheel test	EN 425	--	suitable
Impact sound reduction	EN ISO 717/2	dB	15
Flexibility	EN 435	--	excellent
Anti-bacterial and fungicidal	MRSA	--	very good
	DIN EN ISO 846-A/C	--	Good
Surface treatment			UV
Underfloor heating		°C	suitable max. 28

### CE MARKING



EN 14041

