

# Crystal

Homogeneous Vinyl

- > Healthcare
- > Education
- > Offices
- > Leisure
- > Retail
- > Public building





**Topflor**


The ultimate flooring  
The ultimate performance







 2701




 2702





 2703




 2704





 2705





 2706




 2709





 2707




 2708





 2710




 2711



 2712



 2713

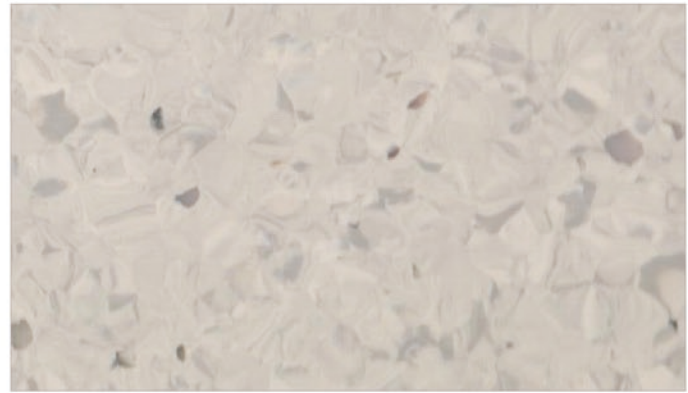




2714



2715



2716



2717



2718



2719



2720



2721



2722



2723



2724



2725



2726



 2901



 2902





 2903




 2904





 2905




 2906



 2907



 2908





Designed for performance  
Creating the ultimate flooring experience  
The best solution for every area and every application



Hospital, clinics and residential homes



Offices



Public buildings



School, universities and nurseries



Transport



Shops



Hotels



Industry



Crystal is a durable, multi-purpose homogeneous vinyl flooring with non-directional designs. It is an ideal solution for heavy traffic areas such as healthcare, education, retail, offices and public buildings. Crystal has a surface treated with PUR reinforcement, which means no wax and no polish for life and excellent life cycles costs. The PUR also provides a good base for future maintenance procedures.

## INSTALLATION

Crystal homogenous vinyl should be stored vertically. Installation should be made in accordance with installation guidelines supplied and regularly updated by our technical department. Installation should be carried out in accordance with local standards. Subfloor to be smooth, hard, clean and dry prior to laying. Where applicable the subfloor must incorporate an effective Damp Proof Membrane. The material must be allowed to acclimatise 24 hours prior to installation in a room temperature of between 18-24°C. All seams must be heat welded using the matching weld rod.

## MAINTENANCE

Maintenance should be carried out regularly to retain the appearance and durability of the floor. The floorcovering should be maintained with regular sweeping and damp mopping using a neutral cleanser, or machine scrubbing with an appropriate pad. Further maintenance instructions are available upon request.

## TECHNICAL DATA

DESCRIPTION			
Total thickness	EN 428	mm	2.0mm
Wearlayer thickness	EN 429	mm	2.0mm
Weight	EN 430	g/m <sup>2</sup>	2950g/m <sup>2</sup>
Roll width	EN 426	cm	200cm
Roll length	EN 426	m	20m

CLASSIFICATION			
Classification	EN 685	class	34-43
Fire rating	NF P 92-506	--	M2
	EN 13 501-1	--	Class B <sub>n</sub> -s1
	ASTM E648	--	Class 1
	GB 8624-2006	--	GB 8624 B1
Toxic testing	GB 18586-2001	--	Pass
Electrical resistance	EN 1815	kv	< 2
	EN1081	Ω	≥10 <sup>9</sup>
Slip resistance dry	EN 13893	--	≥0.3
Slip resistance wet	DIN 51130	--	R9

PERFORMANCE			
Abrasion group	EN 649	--	Group T
Dimensional stability	EN 434	%	≤0.40
Residual indentation	EN 433	mm	0.03
Thermal conductivity	EN 12 524	W/(m.K)	0.25
Colour fastness	EN ISO 105 - B02	degree	≥6
Chemical resistance	EN 423	--	Good
Castor wheel test	EN 425	--	Suitable
Impact sound reduction	EN ISO 717/2	dB	Approx. +4
Flexibility	EN 435	--	Excellent
Anti-bacterial and fungicidal	MRSA	--	Good
	DIN EN ISO 846-A/C	--	Good
Surface treatment			PUR
Underfloor heating		°C	Suitable max. 28

## CE MARKING



EN 14041

