



# GYMFIT




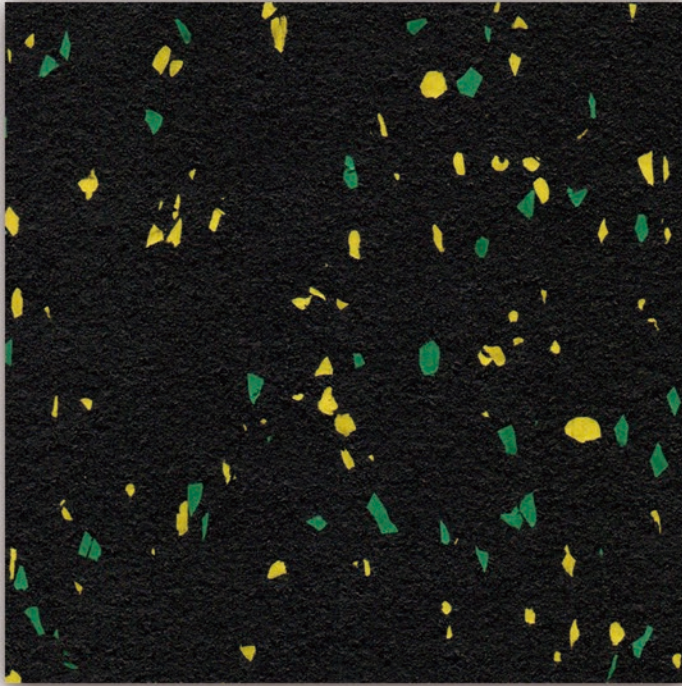
**Topflor**

The ultimate flooring  
The ultimate performance


# GYMFIT

 Weight area

 500 x 500 mm Thickness: 15mm~50mm  
610 x 610 mm Thickness: 15mm~50mm  
1000 x 1000 mm Thickness: 15mm~20mm



1001



1002



1003



1004

- \* More colors are available under request.
- \* Customized thickness and size are available.


# GYMFIT




1.0m / 1.25m(W) x 10m ~ 20m(L)  
Thickness: 2mm ~ 12mm




500 x 500 mm      Thickness: 15mm~50mm  
610 x 610 mm      Thickness: 15mm~50mm  
1000 x 1000 mm    Thickness: 15mm~20mm



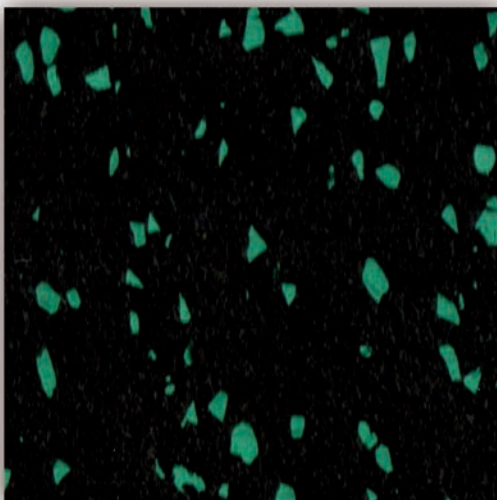
2001




2002




2003



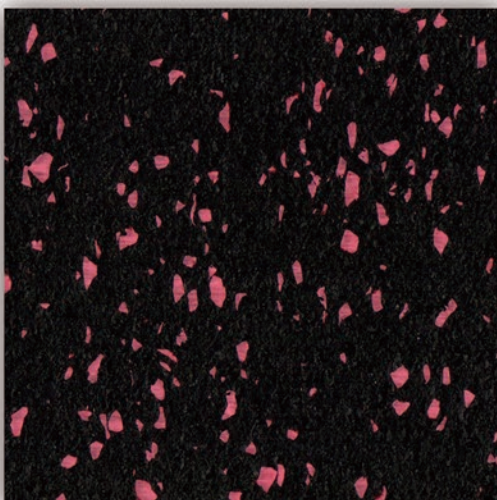
2004




2005



2006



2007



2008



2009


# GYM FIT




1.0m / 1.25m(W) x 10m ~ 20m(L)  
Thickness: 2mm ~ 12mm




500 x 500 mm      Thickness: 15mm~50mm  
610 x 610 mm      Thickness: 15mm~50mm  
1000 x 1000 mm    Thickness: 15mm~20mm



3001



3002




3003

- ✓ Slip-Resistant
- ✓ Easily-Cleaned & Maintained
- ✓ Sound Absorbent
- ✓ Withstands Heavy Traffic and Use
- ✓ Available in a Variety of Colors




CARDIO | SPINNING ROOMS | ENTRYWAYS | LOCKER ROOMS | ICE ARENAS | STADIUMS | SKI RESORTS | GOLF FACILITIES



4001



4002



4003

# GYMFIT TURF


Roll size: 2m×10m~50m

GYMFIT Turf provides the ideal characteristics for exercises involving dragging sleds around, while maintaining the ultimate comfort underfoot for the user. By combining resistance with softness, this is the ideal flooring to minimise stress on joints and reduce risks of injury.



**TF-001**

Height	Yarn	Gauge	Stitches m <sup>2</sup>	Backing	Weight
17mm	PE	3/16"	84,000	5mm PU Foam	4500 g/m <sup>2</sup>



**TF-002**

Height	Yarn	Gauge	Stitches m <sup>2</sup>	Backing	Weight
16mm	PE	3/16"	84,000	Reinforced Backing	2700 g/m <sup>2</sup>



# FUNCTIONAL TRAINING SOLUTIONS




## Functional Flooring

Gymfit Functional Flooring is an innovative product. You will create a specific area for Functional Training based upon spatial references on the floor. It is also a complete ready-to-use pack, with loose-lay installation, Gymfit Functional Flooring can be easily removed or replaced.

- To Maximise Members Per M2.
- To Customise With Your Branding.
- To Produce An Amazing Environment.

 1000mm x 1000mm x 15mm  
 1000mm x 1000mm x 20mm



## Roll Out Ladder / Double Roll Out Ladder

GYMFIT Double-Wide Rollout Ladder comes with features specifically designed to accommodate groups of individuals of any level of ability. Having two side-by-side ladders to jump between, athletes are challenged to shift and widen their stance and strengthen their side-to-side movements, which translate into increased agility and reaction time on game day.

- Heavy-duty, durable, non-skid recycled rubber
- Quickly unrolls and lies flat
- Rolls up for easy storage and portability
- Perfect for all ages and ability levels



Single 16"W x 15'L 1/8" Thick  
 Double 32"W x 15'L 1/8" Thick